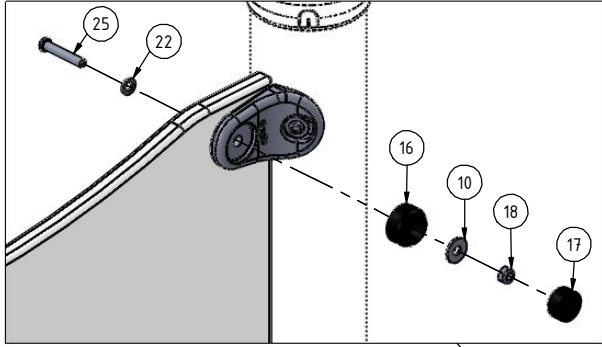








INST_71_31



Nr	Σ	Element		
10	4		DIN 9021	6x18
16	4		-	K1_d21_B
17	4		-	Z1_d21_B
18	4		DIN 985	M6
22	4		DIN 125	6x12
25	4		ISO 7380	M6x35

