

## F.I.G. LANDING MATS



- ❑ F.I.G. Approved

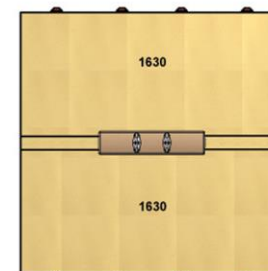


- ❑ Made from multi-layered foam padding to provide optimum stability for landing (plateau effect guaranteed for improved weight distribution)
- ❑ Provide cushioning and shock absorption, helping gymnasts to further develop their confidence as they extend their ability levels and technique.
- ❑ Possibility to adapt to all configurations.
- ❑ Cut-outs to fit around the apparatus bases.

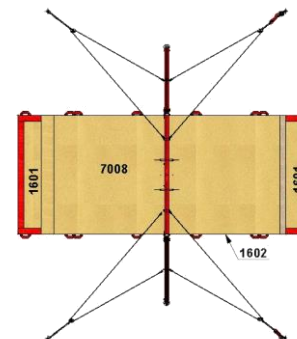
## TECHNICAL FEATURES

- ❑ Red and cream color
- ❑ Multi-layered foam padding (polyethylene / polyurethane)
- ❑ Phthalate-free 1,000 denier leather look PVC cover with class M2 fire rating
- ❑ Fitted with carrying handles and a hook and loop attachment system to avoid gaps
- ❑ Some mats have 'cut-outs' to allow them to fit around the apparatus bases

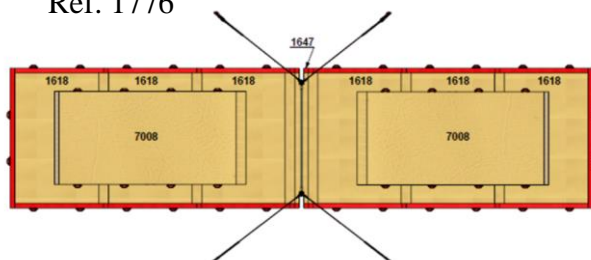
Ref. 1730



Ref. 1756



Ref. 1776



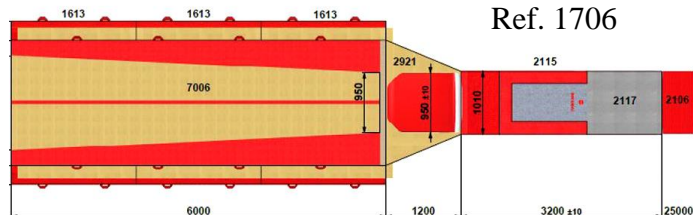
Ref. 1716



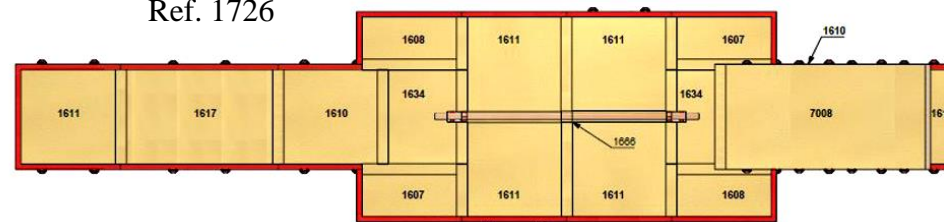
Ref. 1765



Ref. 1706



Ref. 1726



□ **TRADITIONAL 2 M WIDE MODELS**


REF.	DIMENSIONS (EN CM L X W X H)	USE
1606	100 x 200 x 20	All apparatus except vault and pommel horse. Hook and loop bib accros width.
1611	200 x 200 x 20	
1617	300 x 200 x 20	
1605	100 x 200 x 20	All apparatus except vault and pommel horse. Hook and loop bib down length.
1618	300 x 200 x 20	
1620	400 x 200 x 20	All apparatus except vault and pommel horse. No hook and loop bib.
1621	400 x 200 x 20	All apparatus except vault and pommel horse. Hook and loop bib across width.

□ **TRADITIONAL 2.30 M WIDE MODELS**

REF.	DIMENSIONS (EN CM L X W X H)	USE
1430	200 x 230 x 20	All apparatus except vault and pommel horse. Hook and loop bib down 2.30 m side.
1435	300 x 230 x 20	
1440	400 x 230 x 20	



carrying handles



base cut-outs



Ref.1641

## □ CUSTOM MATS

REF.	DIMENSIONS (EN CM L X W X H)	USE
1601	200 x 100 x 20	Custom mat for rings
1602	300 x 200 x 20	
1607	100 x 200 x 20	Right angle hand extra mat for competition beam layouts
1608	100 x 200 x 20	Left angle hand extra mat for competition beam layouts
1610	200 x 200 x 20	Standard mat with female hook and loop on top surface
1612	210 x 200 x 20	For competition parallel bars layouts. With base cut-outs.
1614	260 x 200 x 20	
1613	200 x 260 x 20	For competition vaulting layouts.
1616	300 x 200 x 20	Custom mat for beam with base cut-outs
1619	400 x 200 x 20	
1634	150 x 200 x 20	
1635	450 x 200 x 20	
1636	200 x 200 x 20	
1630	400 x 200 x 10	Custom mat for pommel horse with base cut-outs
1631*	400 x 200 x 20	
1641	260 x 200 x 20	Custom mat for parallel bars. With base cut-outs.
1644	260 x 200 x 20	
1646	260 x 70 x 20	Centre mat for parallel bars
1647	300 x 50 x 20	Centre mat for high bar



base cut-outs

\* Not F.I.G compliant